

WHO ARE ONTARIO'S PHARMACY PROFESSIONALS AND WHERE DO THEY PRACTICE?



18,312
pharmacists

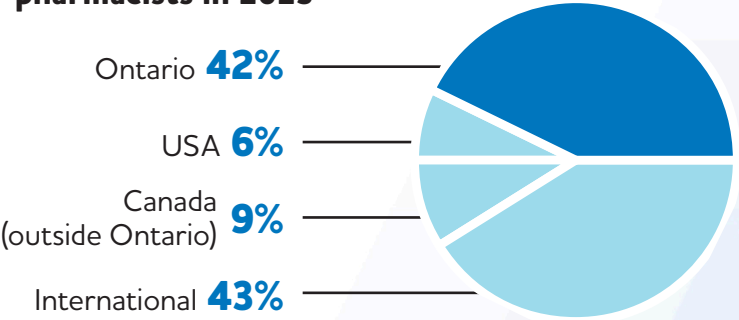
Average age of
pharmacists:
45

5,895
pharmacy
technicians

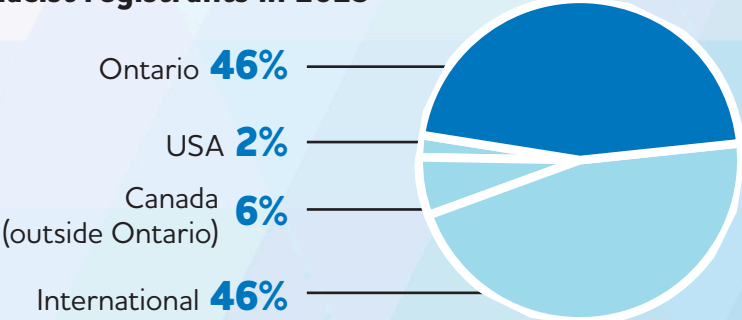
Average age of
pharmacy
technicians:
41

Data shown is from 2023

Place of education for all pharmacists in 2023



Place of education for new pharmacist registrants in 2023



New Registrants in 2023



New pharmacist registrants*:

909

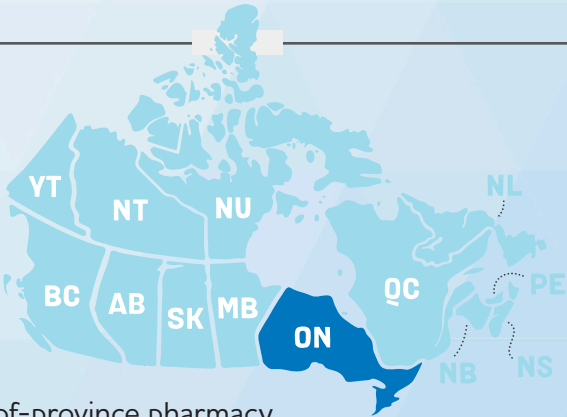
New pharmacy technician registrants*:

431



Pharmacy students and
interns currently training
or registered in Ontario:

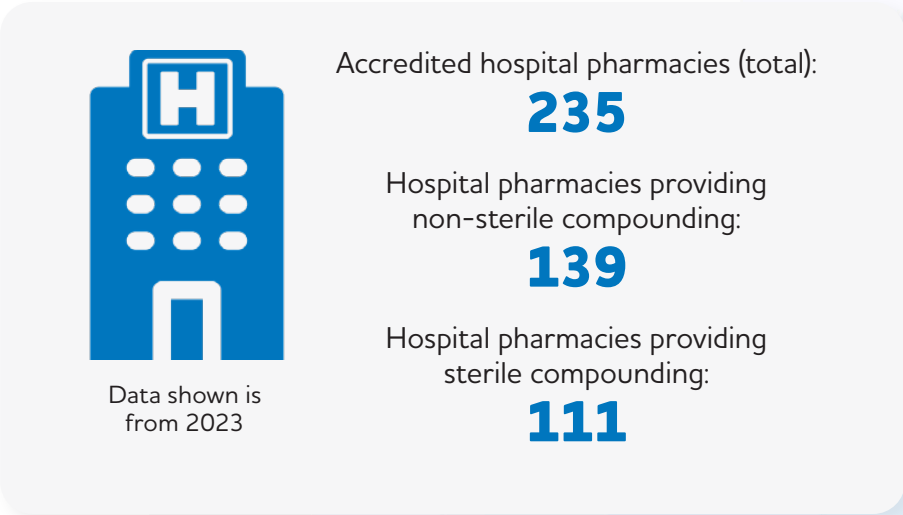

1,625





New out-of-province pharmacy
professionals registered in Ontario
through the Agreement on Internal Trade: **130**

*Includes registrants who re-registered with the College.





[Learn more](#) about the College's oversight of community pharmacies.

| <div>Community Pharmacy Ownership in 2023</div> | | |  Place of Practice | Pharmacist | Pharmacy Technician |
|---|--|---|--|-------------------|----------------------------|
| 369 small chains (3 to 19 pharmacies owned by a single corporation) | 809 large chains (20+ pharmacies owned by a single corporation) | 3,764 independently owned (1-2 pharmacies owned by a single corporation) | Community pharmacy | 12,535 | 2,027 |
| | | | Hospital and other healthcare facilities | 3,063 | 3,320 |
| | | | No workplace recorded | 1,584 | 345 |
| | | | Association/academia/government | 310 | 85 |
| | | | Industry/other | 715 | 112 |
| | | | Pharmacy corporate office/ professional practice/clinic | 100 | 6 |
| | | | Data shown is from 2023 | | |

Banner: Pharmacies that are affiliated with a central office where they use a recognized name and may participate in centralized buying, marketing, professional programs, etc.
Franchise: Pharmacy that is owned by franchisee who enters a business relationship with a company (franchisor) for the legal usage of the franchisor's name and products.